

LC200 Loop Board

Features

- ✧ Connecting with loop devices
- ✧ Add one loop to connect 242 addressable devices

Description

1) LC200 Loop Board is an optional card for GST200 Series Control Panels, used to extend additional detection loops for connecting more devices with the system.

2) One card is only used in the control panel; it shouldn't be inserted and removed when it is energized.

3) View registered devices (select the menu according to type of a control panel)

View Menu

BROWSE->

1 Browse Devices ->

1 Loop Devices -> Loop1

Loop2

Press up and down keys to select and press Enter to view.

or

BROWSE->

1 Loop Browse -> Loop1

Loop2

Press up and down keys to select and press Enter to view.

or

MODE->

1 Read Status ->

2 System Point -> 1.Loop1

2.Loop2

Press number 1 or 2 to review the related content.

4) LEDs

a) HL1 LED: Red. It is lit when switching between loops.

b) HL2 LED: Red. It is lit when input of loop is interrupted.

c) HL3 LED: Red. It is lit when communicating with main board.

Connection & Wiring

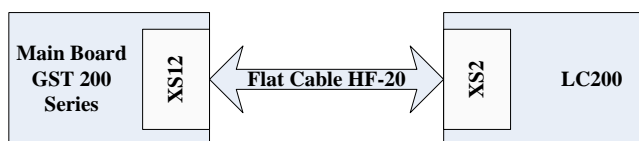


Fig. 1 Connecting with Main Board

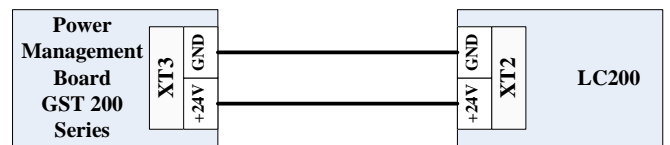



Fig. 2 Connecting with Power Board

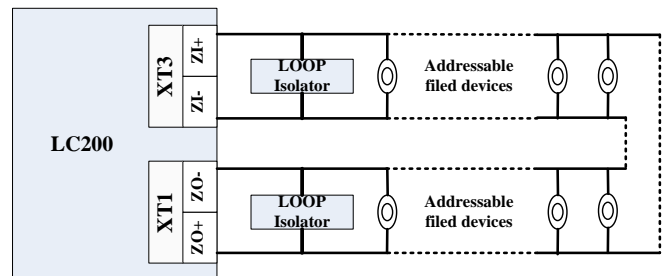
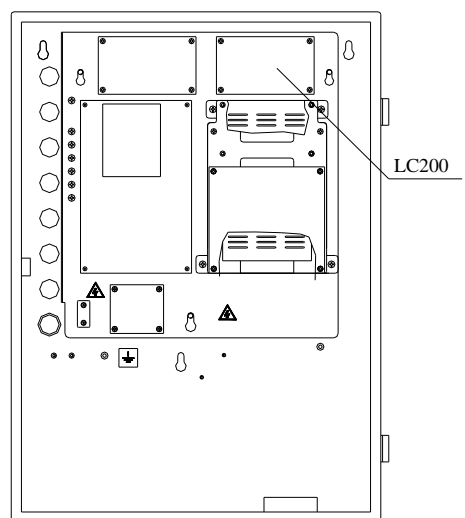


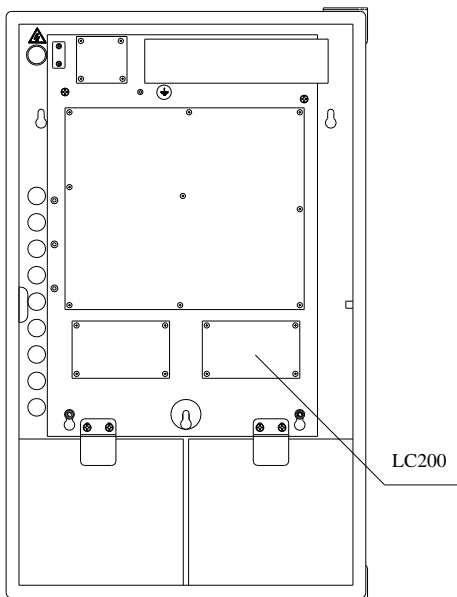
Fig. 3 Connecting with Loop Interface

Note: Add one loop isolator when there are more than 32 devices in the loop. Each isolator can manage 32 devices at the most.

Installation

Mounting methods can be different for different types of control panels.





Specification

Comm. Interface	Loop interface
Ambient Temperature	0°C ~ +40°C
Relative Humidity	≤95%, non condensing

Trouble shooting

Problems	Solutions
Can't register the loop devices.	Measure voltages of Z0 and Z1 respectively using multi-meter. The voltages should be ranged from 16V to 20V, or the card is fault needing to be replaced.

Limited Warranty

GST warrants that the product will be free from defects in design, materials and workmanship during the warranty period. This warranty shall not apply to any product that is found to have been improperly installed or used in any way not in accordance with the instructions supplied with the product. Anybody, including the agents, distributors or employees, is not in the position to amend the contents of this warranty. Please contact your local distributor for products not covered by this warranty.